

## Installation Guide

# Taper Thread Starter Bars

Ancon taper thread starter bars are approved by UK CARES. The starter bar system is manufactured using CARES approved reinforcing bars.



### Important Note

*Only continuation bars with the Ancon taper thread should be used with the Ancon tapered thread starter bar system.*

The installation is as follows when using the Ancon tapered thread system.

1. The coupler is supplied fixed to the reinforcing bar ready to be installed and cast in concrete.
2. After casting the concrete and when ready to extend, remove the plastic end cap (and nailing plate where appropriate) from the coupler. Check that the continuation bar thread is clean and then position the continuation bar in the sleeve and rotate the bar into the coupler.
3. Continue to screw the bar into the coupler until tight.
4. To ensure correct installation, tighten the joint to the specified torque using a calibrated torque wrench on the continuation bar. Tightening torques are shown in the table below.

### Installation Torque

| Bar Diameter (mm) | Torque (Nm) |
|-------------------|-------------|
| 12                | 60          |
| 16                | 110         |
| 20                | 165         |
| 25                | 265         |
| 32                | 285         |





### System Components

#### Starter Bar

The starter bar is the female component of the system. It consists of a bar, normally threaded at one end only, supplied fixed to an Ancon coupler.

#### Continuation Bar

This is the male component and is normally provided with the starter bar component, taper threaded at one end to suit the Ancon tapered thread coupler system. The lengths of the continuation bar will vary according to customer requirements.



**Threaded Starter Bar supplied fixed to an Ancon Coupler**

The Construction applications and details provided in this guide are indicative only. In every case installation should be entrusted to appropriately qualified and experienced persons. Normal handling precautions should be taken to avoid physical injury. The company cannot be held responsible for any injury as a result of using our products, unless such injury arises as a result of our negligence.

© Protected by copyright