

Design Sheet - HLDQ-L30 Lockable Dowels

Please provide: contact details; project details; design conditions; load information.

Contact Details

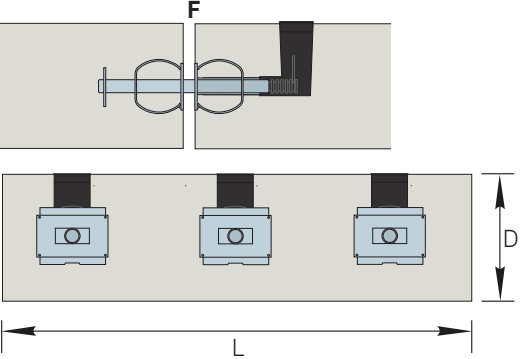
Contact name
 Company
 Address

 Tel
 Email
 Project name
 Project address

Design Conditions

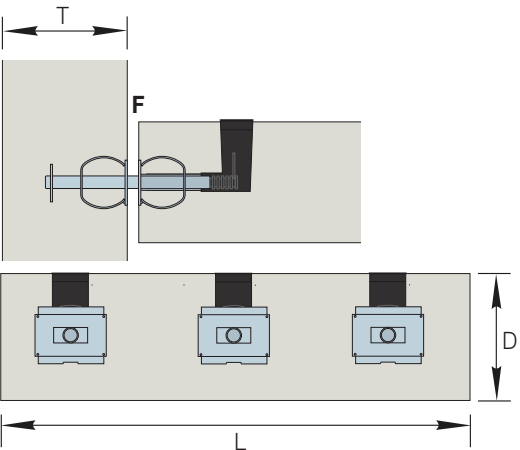
Concrete strength (C25/30 min)
 Temporary joint width (F) (40mm max) mm
 Concrete cover above reinforcement mm
 Concrete cover below reinforcement mm
 Temporary lateral movement mm
 (+/- 20.5mm max range)

Row of Dowels in Slab

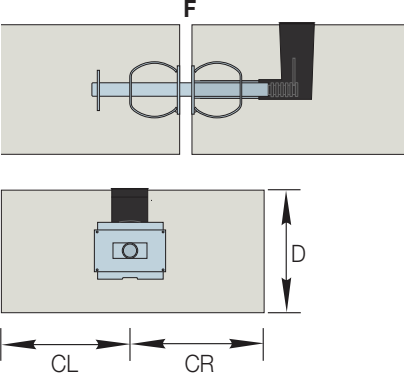


Please tick all relevant boxes

Row of Dowels in Wall



Single Dowels



Load Information (Row of Dowels)

Location Reference	Ultimate Vertical Load (kN/m)	Ultimate Tension Load (kN/m)	Joint Length L (m)	Slab Depth D (mm)	Wall Thickness T (mm)

Point Load (Single Dowel only)

Location Reference	Ultimate Vertical Load (kN)	Ultimate Tension Load (kN)	Slab Depth D (mm)	Edge Distance	
				Right (CR) (mm)	Left (CL) (mm)

