

Design Sheet - Masonry Panel Design to BS5628-2: (2005)

Please ensure all fields marked with an asterisk * are completed. A fax number or an email address will also be required.

1. CONTACT DETAILS

* Contact name.

* Company

* Address

.....

* Tel.

Fax

Email

* Project name and town.

.....

2. DESIGN CONDITIONS

Type of Wall:

* Single Leaf or Cavity Wall

* Cavity Width (mm)

Outer leaf:

* Brickwork or Blockwork

* Width (mm)

* Strength (N/mm²)

* Density (kN/m³)

Water absorption (%)

(If not given, 7-12% will be assumed)

Inner leaf:

* Brickwork or Blockwork

* Width (mm)

* Strength (N/mm²)

* Density (kN/m³)

Loads:

* Characteristic lateral load (kN/m²)

* Characteristic vertical dead load on panel (kN/m)

Any other information (which may affect the design)

.....

.....

.....

.....

.....

.....

.....

.....

.....

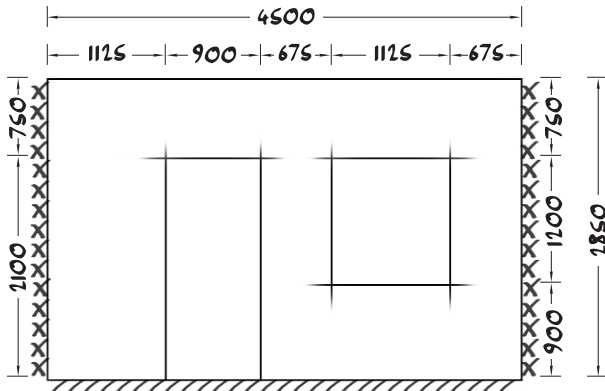
.....

KEY TO SUPPORT CONDITIONS



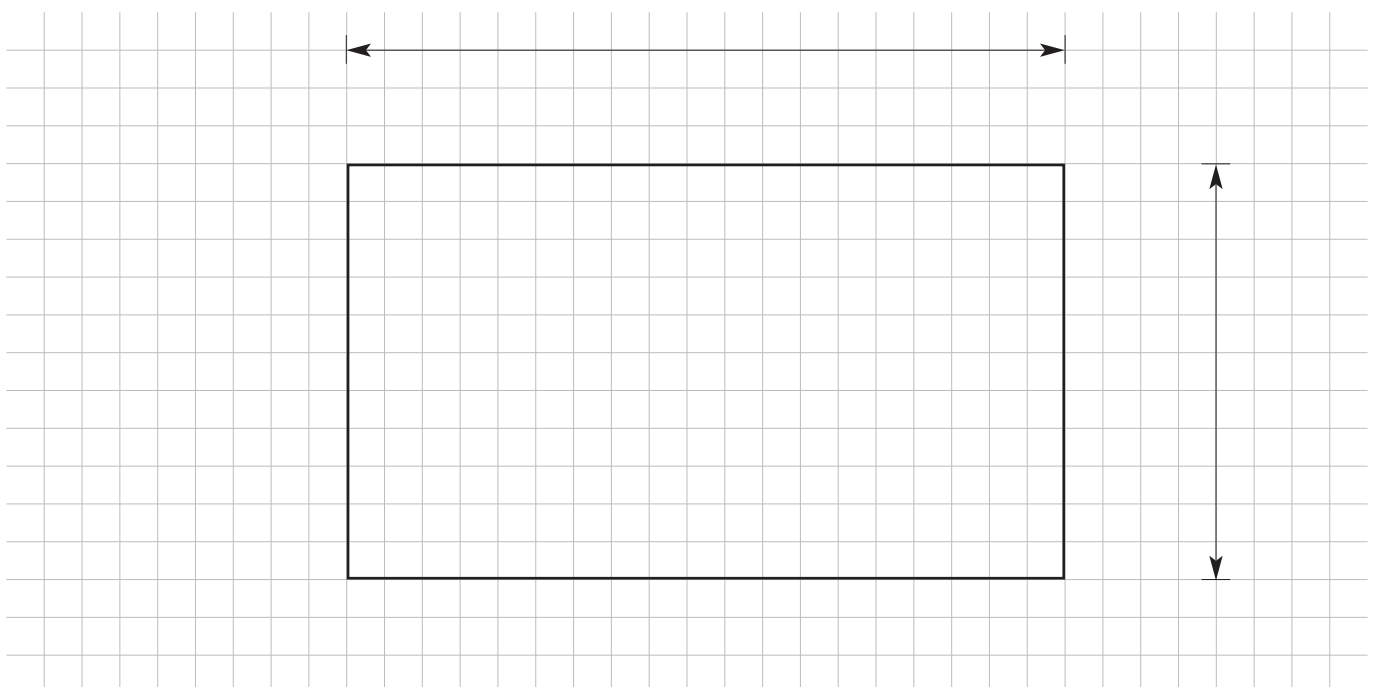
Note: The information that you provide below will be applied to both the inner and outer leaves unless otherwise specified.

EXAMPLE SKETCH



3. PANEL REF.

* Add all support conditions (see key) and dimensions below



Faxback to +44 (0) 114 276 8543 or email: tech@ancon.co.uk

Please contact Ancon for applications outside the conditions detailed above.

Ancon Building Products, President Way, President Park, Sheffield S4 7UR, United Kingdom
 Tel: +44 (0) 114 275 5224, Web: www.ancon.co.uk

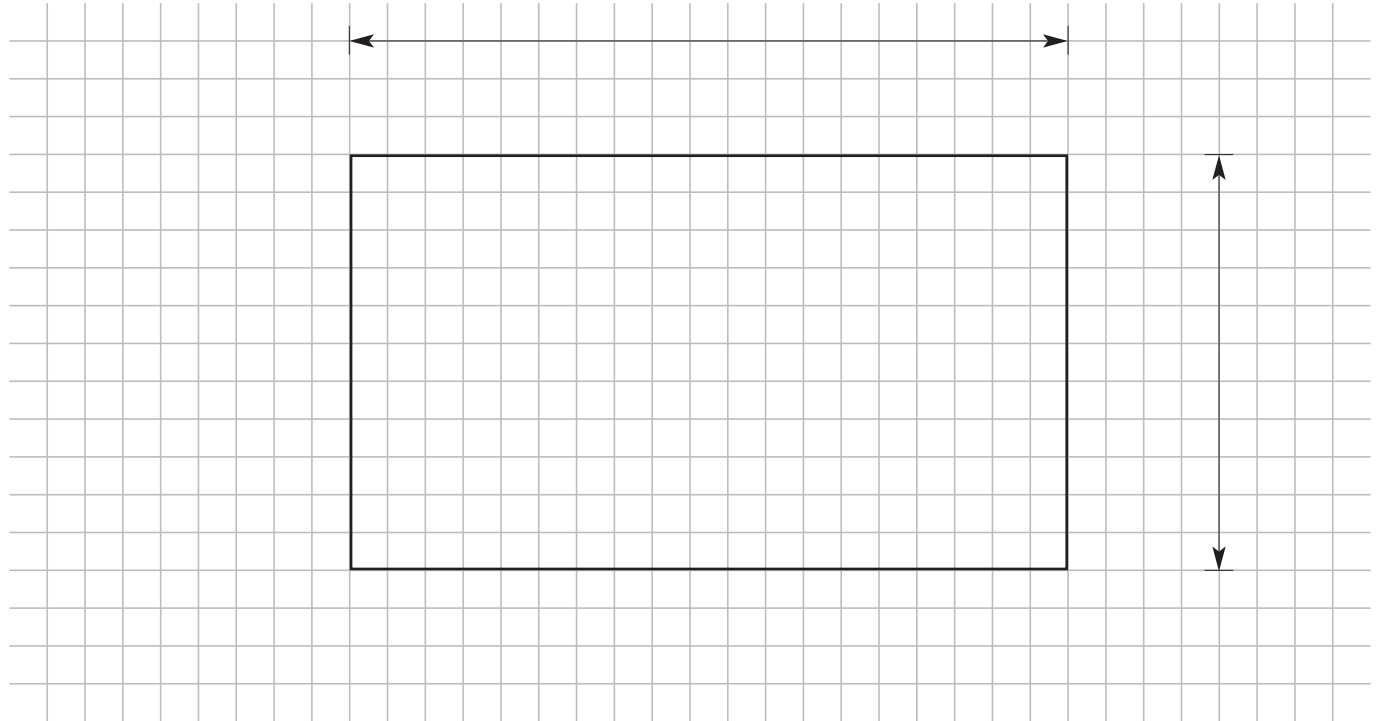
Continuation Sheet - Masonry Panel Design to BS5628-2: (2005)

Only for use as a continuation page to an Ancon design sheet and where all loads and wall construction details are unchanged

COMPANY **PROJECT NAME & TOWN**

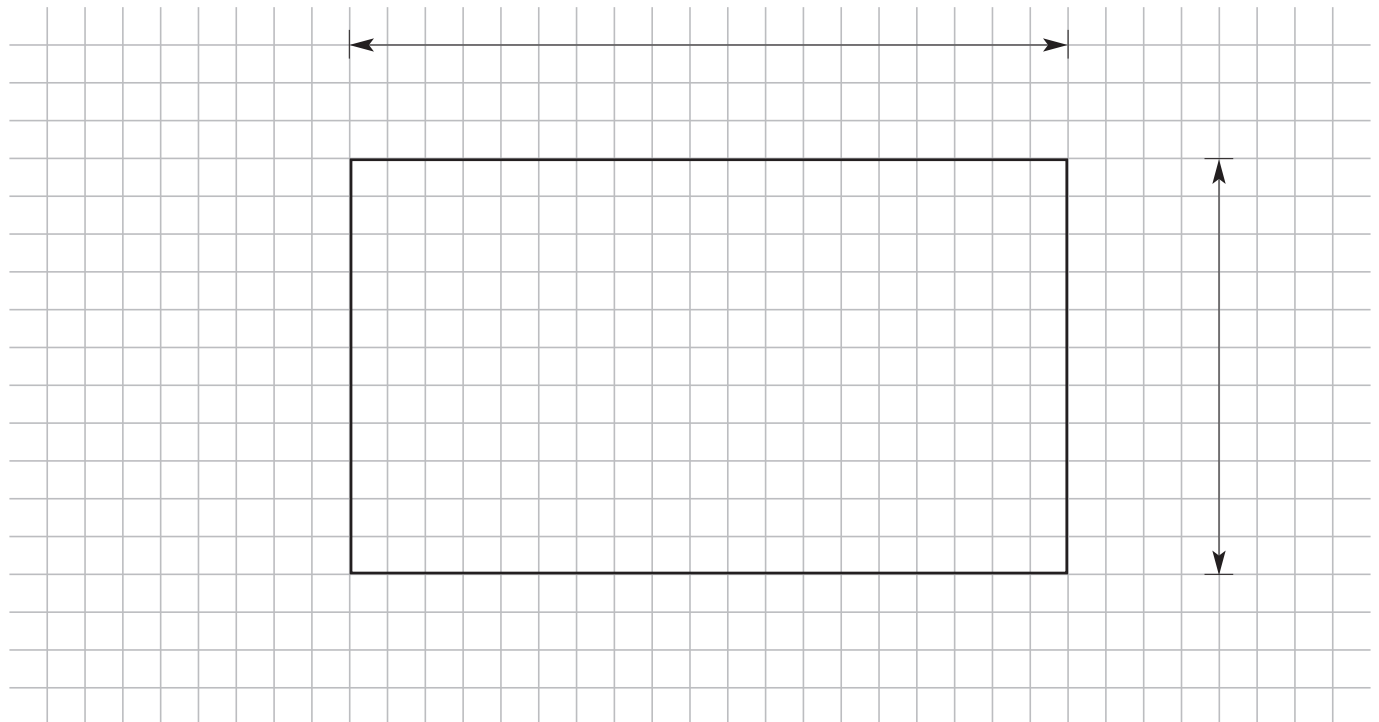
PANEL REF.

Add all support conditions and dimensions



PANEL REF.

Add all support conditions and dimensions



Faxback to +44 (0) 114 276 8543 or email: tech@ancon.co.uk

Ancon Building Products, President Way, President Park, Sheffield S4 7UR, United Kingdom.
Tel: +44 (0) 114 275 5224, Web: www.ancon.co.uk