


METHOD STATEMENT

STAIFIX-THOR HELICAL SUPER-7 WARM ROOF NAILS



THE SUPER-7 ALIGNMENT TOOL (PATENT PENDING) ONLY FOR USE WITH STAIFIX-THOR HELICAL SUPER-7 WARM ROOF NAILS

The innovative Super-7 Alignment Tool vertically aligns the nail on the counterbatten to rafter arrangement.



METHOD STATEMENT

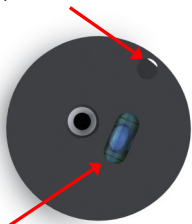
Fixings should be installed through the centre of the counterbatten, pass through the insulation layer and penetrate squarely into the centre of the rafter's upper face.

- Ensure the counterbatten is positioned directly above the rafter
- Apply body weight to the counterbatten to ensure it is held tightly against the insulation
- Either work from one end of the counterbatten to the other or from the middle and out. Never fix at both ends and work into the middle
- Grip the barrel of the tool and locate the appropriately-sized bridge on the counterbatten. Adjust the tool's seating according to the levelling indicator (air bubble to be central) to align the fixing to a vertical plane


*Upper bridge = 38mm counterbatten
Lower bridge = 50mm counterbatten*

- Maintaining this position, hammer the fixing flush to the top of the tool using either a conventional hammer or an SDS adapter fitted to a hammer drilling machine
- Remove the tool and continue to drive the fixing until it is flush with the top of the counterbatten
- Fix the remaining nails at the calculated centres

Eyelet, to allow tool to be secured to person/structure



Top, with level to identify a vertical plane



Bridge, in two sizes to accommodate different widths of counterbatten

© Ancon Ltd, 2018

The construction applications and details provided in this guide are indicative only.

In every case installation should be entrusted to appropriately qualified and experienced persons.

Normal handling precautions should be taken to avoid physical injury. Ancon Ltd cannot be held responsible for any injury as a result of using our products, unless such injury arises as a result of our negligence.



President Way, President Park, Sheffield S4 7UR
Tel: +44 (0) 114 238 1 238 Fax: +44 (0) 114 276 8543
Email: info@ancon.co.uk Visit: www.ancon.co.uk