

# INSTALLATION GUIDE STAINLESS STEEL LINTELS

# Ancon®

## LINTELS

Ancon manufactures a range of lintels in stainless steel. The Housing and Unilintel ranges are designed to suit the light to medium duty loading conditions found in the majority of residential and commercial buildings.

## INSTALLATION

The lintel should be firmly bedded in mortar with at least 150mm end bearing. The front and back of the lintel must be level before proceeding and a separate damp proof course incorporated if required.

The inner and outer leaves supported by the lintel should be raised together to avoid twisting the lintel; blocks should continue for the full length of the inner flange. Although the lintels have a drip edge on the external flange to shed moisture, good practice should be followed at the junction of the window head and lintel by sealing with a suitable mastic, thereby ensuring that driving rain does not penetrate. Wall ties should be provided at a recommended maximum horizontal spacing of 450mm within 300mm above the lintel support.

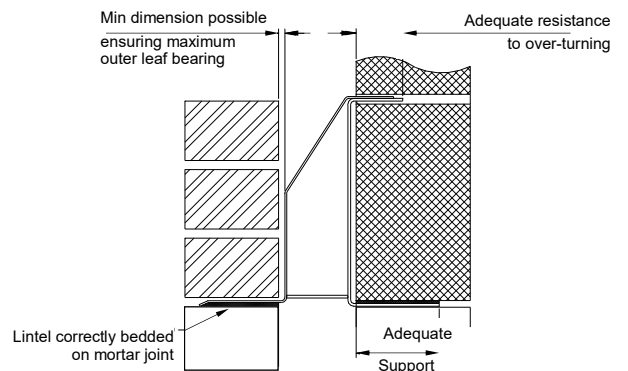
Do not cut lintels to length or modify them in any way without permission. Do not lay more than 1.5 metres of wall above a lintel in any 24 hour period in accordance with BS 5628 : Part 3 : 2005.

Long spanning lintels and all single leaf lintels will require propping during installation to limit deflections. The bricks should be laid tight to the back of the angle and tied to the backing structure/inner leaf within 450mm of the lintel soffit. At least 600mm of brickwork should be raised above the lintel soffit. The brickwork should be left to gain sufficient strength prior to removal of the props. If in doubt please contact Ancon technical staff.

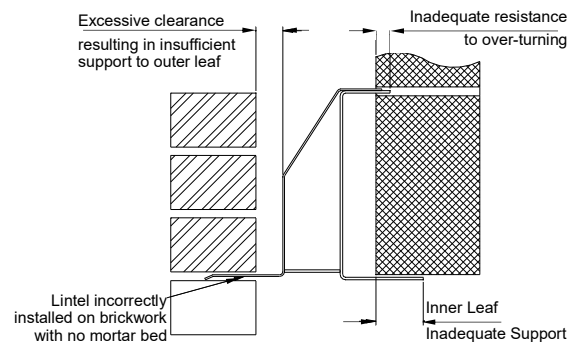
## SAFETY PRECAUTIONS

Ancon stainless steel products are produced from sheared plate. As with all such industrial fabrications, these may present sharp edges. **Suitable personal protective equipment should be worn at all times during handling and installation.**

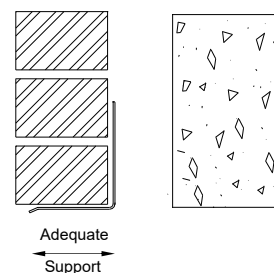
## ✓ CORRECT INSTALLATION



## ✗ INCORRECT INSTALLATION



## SINGLE LEAF LINTEL



© Ancon Ltd, 2018

The Construction applications and details provided in this guide are indicative only.

In every case installation should be entrusted to appropriately qualified and experienced persons.

Normal handling precautions should be taken to avoid physical injury.

Ancon Ltd cannot be held responsible for any injury as a result of using our products, unless such injury arises as a result of our negligence.

# Ancon®

Ancon Ltd

President Way, President Park, Sheffield S4 7UR

Tel: +44 (0) 114 275 5224

Fax: +44 (0) 114 276 8543

Email: [info@ancon.co.uk](mailto:info@ancon.co.uk)

Visit: [www.ancon.co.uk](http://www.ancon.co.uk)