

## Installation Guide

# Teplo-BFR Remedial Wall Tie

The Teplo-BFR is a low thermal conductivity wall tie manufactured from basalt-fibres that features a plain end for resin anchoring into an existing structure and a moulded safety end for building into a new bed joint. This tie has a thermal conductivity of only 0.7W/mK when used without a stainless steel sieve.

### Installation Procedure

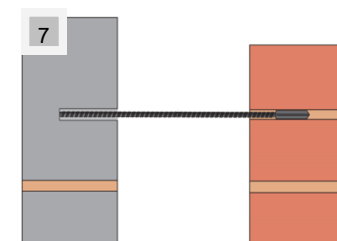
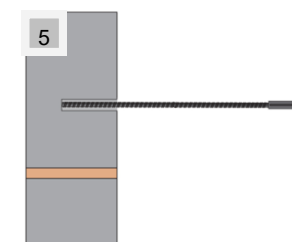
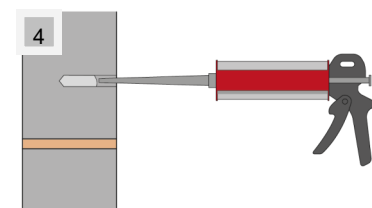
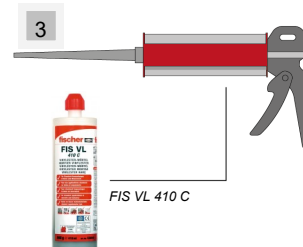
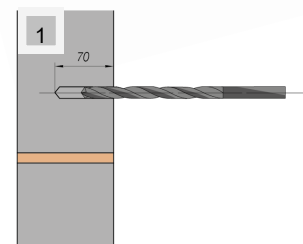
1. Using a 10mm masonry drill bit, drill a hole into the existing structure to a depth of 70mm (if the inner leaf is blockwork, the hammer action should be turned off).
2. Ensure hole is free from debris using either brush or blow bulb.
3. Fit a FIS VL 410 C resin cartridge into a resin gun and fix the supplied mixing nozzle. Depress the trigger until the resin passes through the mixing nozzle. Continue until the resin comes out an even grey colour and release the pressure.
4. Insert the nozzle to the back of the prepared hole in the existing structure. Activate the trigger and completely fill the hole in the inner leaf. Release the pressure on the resin gun to avoid wastage.
5. Insert the plain end of the tie into the resin ensuring it is pushed all the way to the back of the hole.
6. Allow the resin to cure.
7. Build into the bed joints of the new masonry leaf at the specified spacing (by Engineer). Wall ties should be pressed down into fresh mortar. They should be surrounded by mortar and not simply positioned directly onto masonry with mortar placed around them.

**Note:** Check the cavity width and embedment depth in the new masonry leaf at regular intervals to ensure the correct tie length is being used. Recommended design embedment for the built-in end is 62.5mm to 75mm. On site minimum embedment, taking all site tolerances into account is 50mm. Longer ties will be required if the minimum embedment cannot be achieved on site.

Installed wall ties should be clear of mortar droppings to allow the drip to function and prevent water from crossing to the inner leaf of masonry.

The unique ribbed shank of the Teplo BFR tie provides an effective moisture drip

A stainless steel sieve may be used to retain resin and is particularly useful in perforated brick or hollow blockwork. A 12mm hole is required to fit the sieve.



The Construction applications and details provided in this guide are indicative only. In every case installation should be entrusted to appropriately qualified and experienced persons. Normal handling precautions should be taken to avoid physical injury. The company cannot be held responsible for any injury as a result of using our products, unless such injury arises as a result of our negligence.

© Protected by copyright