

Design Sheet - Ancon DSD and DSDQ Shear Load Connectors

Please provide: contact details; project details; design conditions; load information

Contact Details

Contact name
 Company
 Address

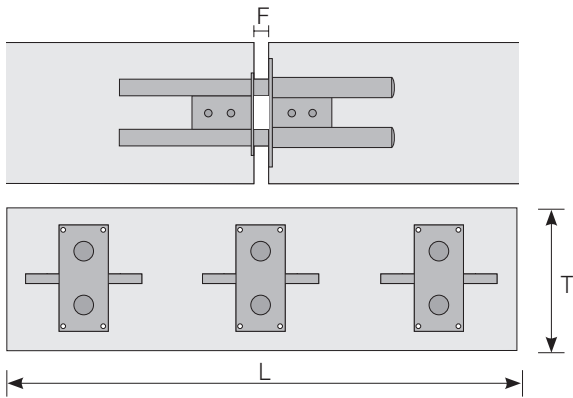
 Tel
 Fax
 Email
 Project name and town

Design Conditions

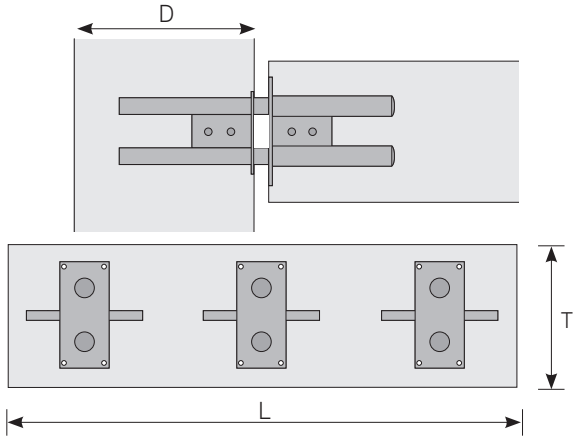
Concrete strength (C25/30 min)
 Max joint width (60mm max) (F)
 Slab thickness (T)
 Concrete cover above reinforcement
 Concrete cover below reinforcement
 Joint length (L)
 Wall thickness (D)

 Is lateral movement required? Yes No

Row of Connectors in Slab



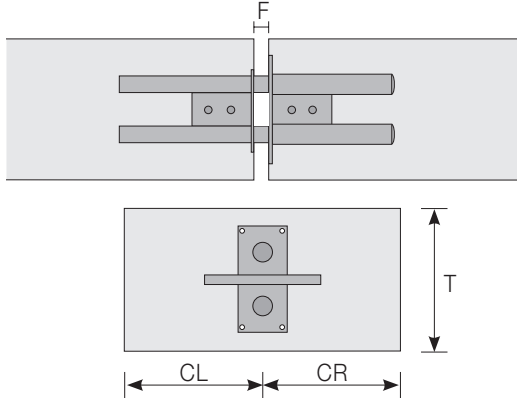
Row of Connectors in Wall



Load Information (Row of Connectors)

Location Reference	Ultimate Load (kN/m)	Joint Length	Slab/Wall

Single Connector



Point Load (Single Connector only)

Location Reference	Edge Distance Right (CR)	Edge Distance Left (CL)	Ultimate Load (kN)

